

# ARKANSAS APCD DATA USERS GROUP

**Kenley Money**

**Director of Information Systems  
Architecture**



**H**EALTHCARE  
**T**RANSPARENCY  
**I**NIITIATIVE

# Agenda

- Welcome
- Topics
  - Continuous Enrollment Methodologies
  - COVID-19 Analytics
  - Latest APCD release information and data tips
- Questions/Discussion

# Arkansas APCD Team

- Kenley Money, MA, MFA – Director of Information Systems Architecture/ACPD Director, ACHI
- Nichole Sanders, PhD – Assistant Director of Analytics, ACHI
- Mike Motley, MPH Director of Analytics, ACHI

# Arkansas Healthcare Transparency Initiative (HTI) Branding



**H**EALTHCARE  
**T**RANSPARENCY  
**I**NITIATIVE

# Agenda

- Welcome
- Topics
  - Continuous Enrollment Methodologies
  - Arkansas COVID-19 Analytics
  - Latest APCD release information and data tips
- Questions/Discussion

# Continuous Enrollment Methodology

Continuous enrollment is defined as a member having healthcare coverage from a coverage plan over a specified period of time without a substantial break in coverage.

- Considerations:
  - Plan-specific coverage?
  - Individual-specific coverage?
  - Length of continuous enrollment?
  - Are gaps in coverage allowed?

# Continuous Enrollment Methodology

- Plan specific outcomes?
  - Member participation in a single plan from a single submitter over a period of time
    - Ex. Medicaid coverage of certain diagnoses
  - Does policy type or aid category matter?
- Population healthcare outcomes?
  - Member participation in overlapping plans or consecutive plans across different submitters over a period of time; this requires use of the APCD Unique ID (ME998)
    - Ex. Quality measures for FQHCs

# Single Plan/Single Submitter

Submitter (ME001)	Group/Policy Number (ME006)	Contract Number (ME009)	Product Identifier (ME040)	Member ID (ME107)	Enrollment Start Date (ME162A)	Enrollment End Date (ME163A)
80799	52264928	52264928	62141AR0080007-32	52264928	10/1/2017	12/31/2017
80799	52264928	52264928	62141AR0080007-32	52264928	1/1/2018	3/31/2018
80799	52264928	52264928	62141AR0080007-32	52264928	4/1/2018	4/30/2018
80799	52264928	52264928	62141AR0080007-32	52264928	5/1/2018	12/31/2018
80799	52264928	52264928	62141AR0080007-32	52264928	1/1/2019	12/31/2019



# Multiple Plans/Multiple Submitters

APCD Unique ID (ME998)	Submitter (ME001)	Product Identifier (ME040)	Benefit Status (ME063)	Member ID (ME107)	Enrollment Start Date (ME162A)	Enrollment End Date (ME163A)	Health Plan (ME164A)
++MPcdVlqY... ..	99MCD1	25	A	8397492201	2/1/2015	2/28/2015	MCAID
++MPcdVlqY... ..	99MCD1	06	A	8397492201	3/1/2015	8/31/2015	IABP
++MPcdVlqY... ..	99MCD1	06	A	8397492201	6/1/2015	10/31/2018	HCIP
++MPcdVlqY... ..	80799	62141AR00800 07-32	A	0057789758	6/1/2015	12/31/9999	CELTIC INSURANCE
++MPcdVlqY... ..	99MCD1	25	A	8397492201	9/1/2018	12/31/2019	MCAID

# Continuous Enrollment Methodology

- Length of continuous enrollment?
  - Months, quarters, other units of time?
    - Typically months of coverage
  - At what point is a unit of time flagged as coverage?
    - Ex. If month is the unit of time and an individual has coverage in the middle or near the end, is that month included or excluded?
  - Are any gaps in coverage allowed?
    - What length of time is allowed?
    - Ex. 45-day-long gap, or 3 gaps of 15 days?
    - Ex. 11 months out of 12 months

# Coverage Gaps

- A break in enrollment, or coverage gap, is identified by determining difference between enrollment end date (ME163A) on one record and enrollment begin date of another record

Submitter (ME001)	Group/Policy Number (ME006)	Contract Number (ME009)	Product Identifier (ME040)	Member ID (ME107)	Enrollment Start Date (ME162A)	Enrollment End Date (ME163A)
95442	30020100	103550968753768	40100	17718517200006	7/2/2012	7/1/2013
95442	30020100	103550968753768	40100	17718517200006	8/19/2013	2/20/2015

Tip: As part of your analysis, determine the time span that represents a coverage gap. Some analytic plans require more than 30 days.

# Multiple Plans/Single Submitter

- Arkansas Medicaid enrollment records are grouped with two additional fields: ME063 and ME164A

Submitter (ME001)	Member ID (ME107)	Product Identifier (ME040)	Benefit Status (ME063)	Health Plan (ME164A)	Enrollment Start Date (ME162A)	Enrollment End Date (ME163A)
99MCD1	8397492201	01	A	AR1	2/1/2015	6/30/2017
99MCD1	8397492201	01	A	AR1	7/1/2018	12/31/9999
99MCD1	8397492201	49	A	TEFRA	5/1/2016	8/31/2018

# Multiple Plans/Multiple Submitters

- Arkansas Medicaid enrollment records are grouped with two additional fields: ME063 and ME164A.

Submitter (ME001)	Member ID (ME107)	Product Identifier (ME040)	Benefit Status (ME063)	Health Plan (ME164A)	Enrollment Start Date (ME162A)	Enrollment End Date (ME163A)
99MCD1	8397492201	01	A	AR1	2/1/2015	6/30/2017
99MCD1	8397492201	01	A	AR1	7/1/2018	12/31/9999
99MCD1	8397492201	49	A	TEFRA	5/1/2016	8/31/2018
83470	184245871156781				7/1/2017	6/30/2018

# Continuous Enrollment Methodology

- Possible Approach 1 – Long table
  - Create distinct records, including ME001, ME107, ME013, ME014, ME998 and two calculated fields for each unit of time:
    - Unit of time field – for example the year and month (201801) that falls within the member's earliest enrollment date (ME162A) and latest disenrollment date (ME163A)
    - Eligibility flag: 1 for eligible, 0 for not eligible during indicated unit of time

# Continuous Enrollment Methodology

Submitter (ME001)	Member ID (ME107)	APCD Unique ID (ME998)	Member Gender (ME013)	Member Date of Birth (ME014)	Unit of time (YearMonth)	Eligibility flag
79413A	116173685463	++MPcdVlqY... ..	F	10/29/2020	202010	0
79413A	116173685463	++MPcdVlqY... ..	F	10/29/2020	202011	1
79413A	116173685463	++MPcdVlqY... ..	F	10/29/2020	202012	1

- Advantages
  - Fairly straightforward coding in SAS or SQL
  - Allows for summing of eligibility flags across individuals
    - For plan-specific, group by ME001 and ME107
    - For population outcomes, group by ME998, ME013, ME014
- Disadvantage
  - Lack of precision

# Continuous Enrollment Methodology

- Possible Approach 1 – Wide table
  - Transpose unit of time as columns populated by eligibility flag

Submitter (ME001)	Member ID (ME107)	APCD Unique ID (ME998)	Member Gender (ME013)	Member Date of Birth (ME014)	Elig_2020 10	Elig_2020 11	Elig_2020 11
79413A	116173685463	++MPcdVlqY... ..	F	10/29/2020	0	1	1
10155	WX0395163	++MPcdVlqY... ..	F	10/29/2020	1	1	0

- Advantages
  - Easy to discern patterns in coverage
  - Fairly straightforward coding
- Disadvantages
  - Can end up with very large tables with unnecessary fields



# Continuous Enrollment Methodology

- Possible Approach 2 – similar to readmissions
  - Based on Paper 1622-2014: SAS® Solutions to Identifying Hospital Readmissions  
(<https://support.sas.com/resources/papers/proceedings14/1622-2014.pdf>)
  - Calculate the duration between enrollment and disenrollment dates using ME162A and ME163A
  - Determine gaps in coverage as length in days as a field(s)

# Continuous Enrollment Methodology

Submitter (ME001)	Member ID (ME107)	APCD Unique ID (ME998)	Enrollment Start Date (ME162A)	Enrollment End Date (ME163A)	Sequence	Enrollment length (days)	Enrollment gap (days)
79413A	116173685463	++MPcdVlqY... ..	2/1/2015	2/28/2015	1	28	
79413A	116173685463	++MPcdVlqY... ..	3/21/2015	8/31/2015	2	163	21
10155	WX0395163	++Zq5dXpqz... ..	6/1/2015	10/31/2018	1	1248	
10155	WX0395163	++Zq5dXpqz... ..	11/1/2018	12/31/9999	2	721	0

- Advantages:
  - Handles overlapping segments
  - Determines exact gap lengths
- Disadvantage:
  - Complicated code in SAS

# Agenda

- Welcome
- Topics
  - Continuous Enrollment Methodologies
  - Arkansas COVID-19 Analytics
  - Latest APCD release information and data tips
- Questions/Discussion

# Community and School District-Level COVID-19 Impact Dashboard

The map and tables show the counts, rates, and trends for known COVID-19 infections for school districts as of October 19. School district data include all residents in each school district. Some districts may have missing rates because rates based on infection counts of fewer than 5 are not displayed. *Use the dropdown menu above to select between map and table views.*

## Find a School District

*Do not include the words "school district" in the search.*

The color scale on the map and trend table references the rates of new known infections for a 14-day period per 10K.

■ 0 - 9    
 ■ 10 - 19    
 ■ 20 - 29    
 ■ 30 - 49    
 ■ 50 or more

	9/21/2020	9/28/2020	10/5/2020	10/12/2020	10/19/2020
Alma	32	26	22	32	36
Alpena	22	25	22		18
Arkadelphia	11	12	13	25	29
Armored				56	77
Ashdown	8	13	15	17	21

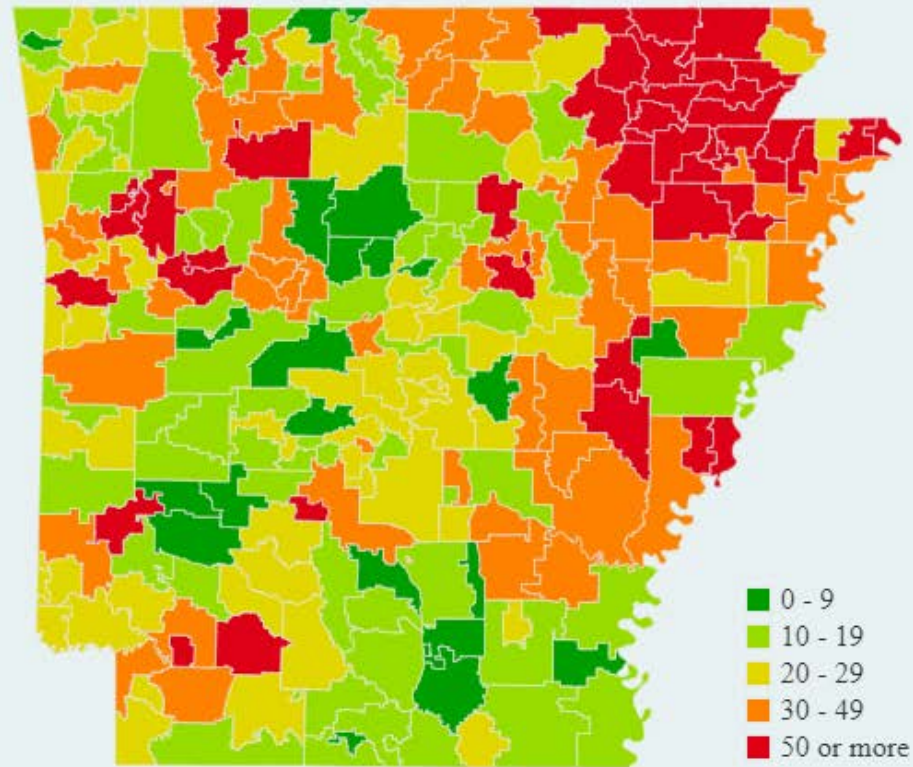
# Rates of New Known Infections, School District

Find a School District

*Do not include the words "school district" in the search.*

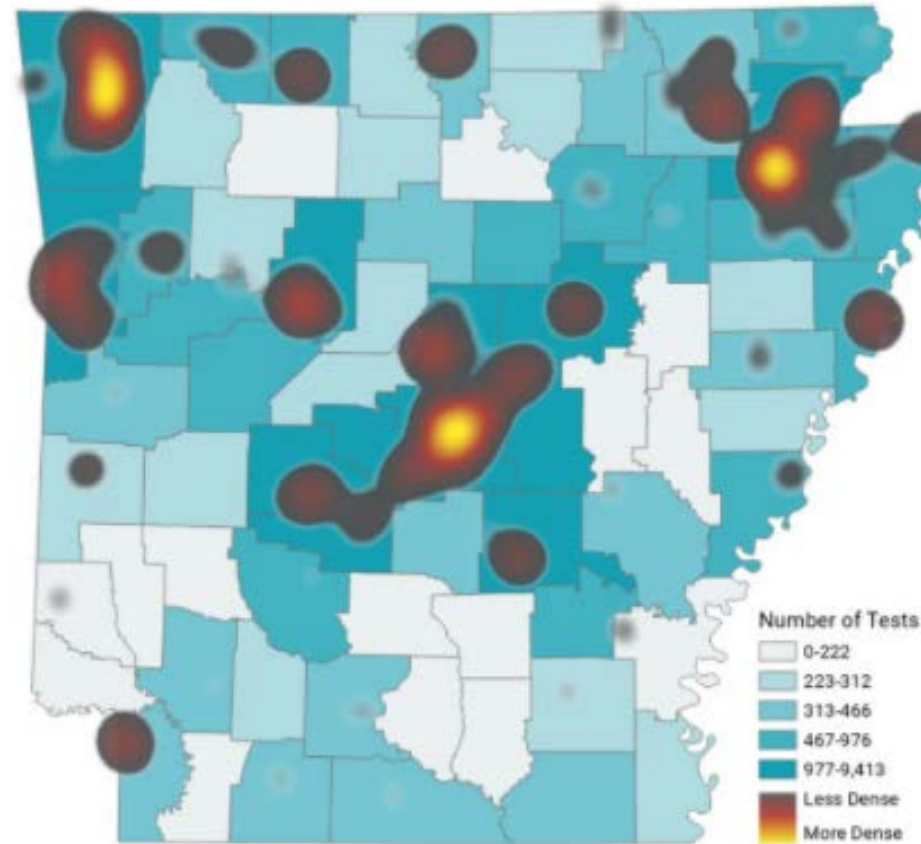
The color scale on the map and trend table references the rates of new known infections for a 14-day period per 10K.

As of  
Oct. 19



# Known Infections Heat Map & Tests by County

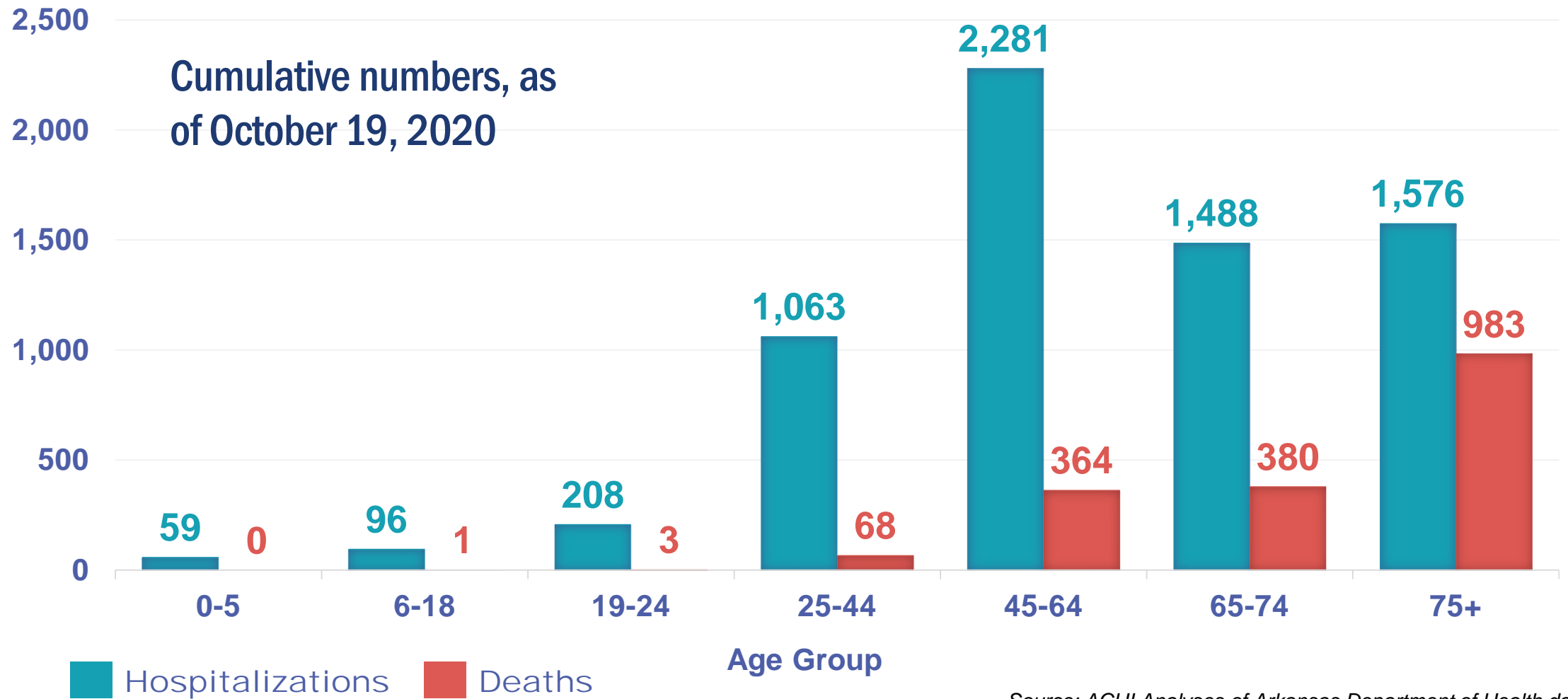
Oct. 11–17



Source: Based on data from the Arkansas Department of Health

Known infections and number of tests are based on data from the Arkansas Department of Health. The county gradient reflects total tests within the ranges indicated, and the overlaying heat map shows the density of known infections. Counts exclude infections and tests among incarcerated populations.

# Arkansas Hospitalizations & Deaths by Age



Source: ACHI Analyses of Arkansas Department of Health data

# COVID-19 EBD Impact Analyses

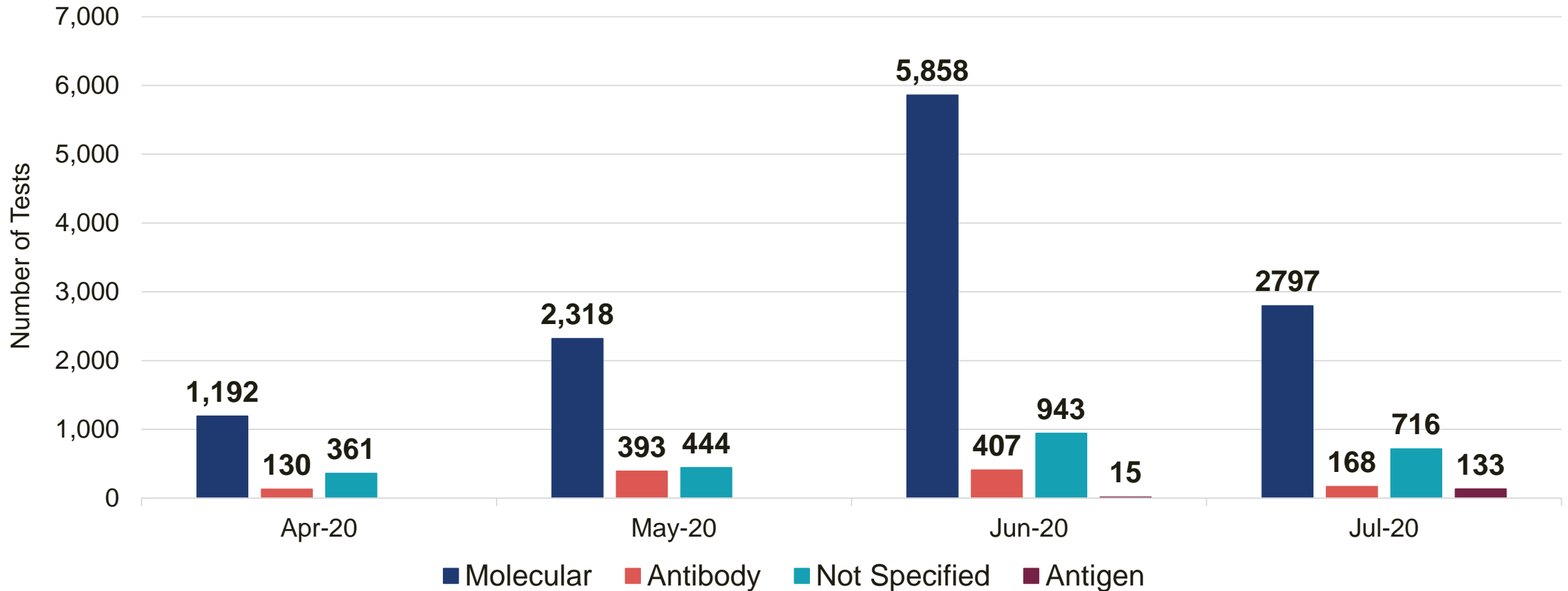
- Data from March 17–September 28, 2020
- Estimated total members ever tested: **47,231**
- Total with positive test: **4,082** (ASE=**2,026**, PSE=**2,056**)
- Total Antigen or verbal positive probable infections: **298**
- Tests paid for by EBD (April–July 24, 2020): **15,875**



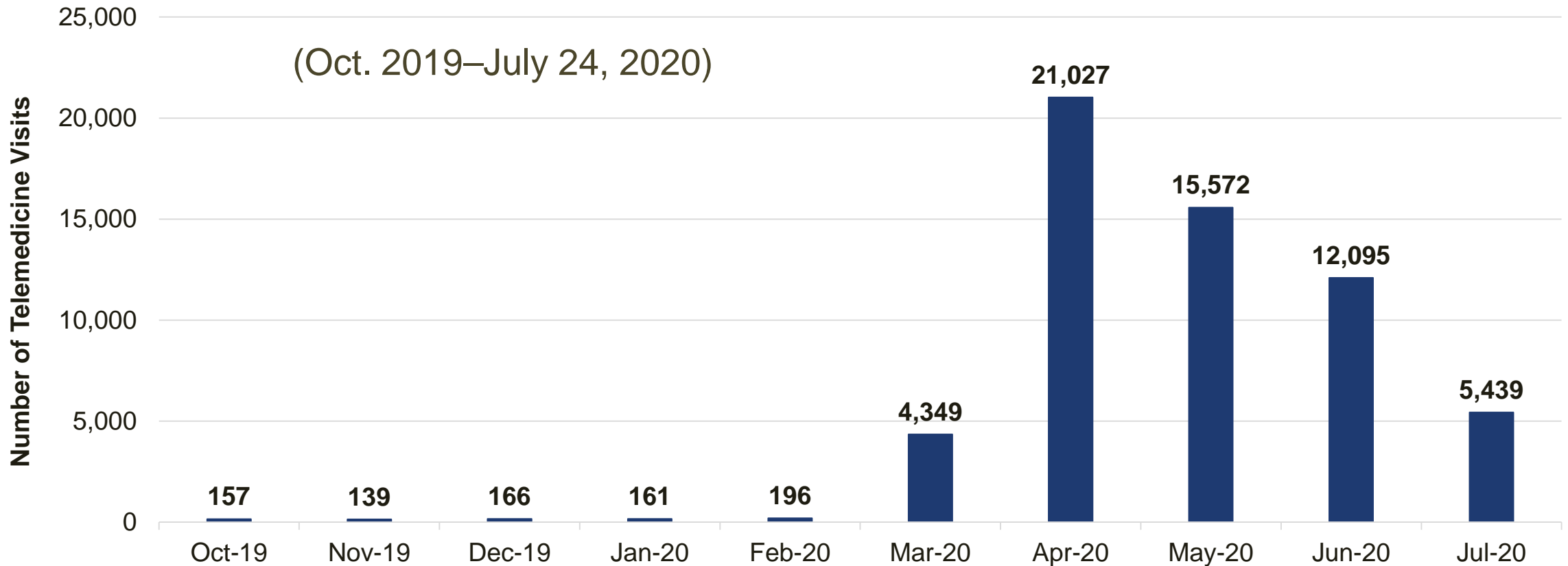
# COVID-19 EBD Impact Analyses

- Total members ever hospitalized: 253 (ASE=131, PSE=122)
- Total members ever in ICU: 87 (2.1% of positive cases)
- Total members ever intubated: 38 (0.9% of positive cases)
- Deaths: 34

# COVID-19 Test Volume by Type within ASE/PSE Plans (April–July 24, 2020)



# Telemedicine Service Utilization within ASE/PSE Plans



Source: Arkansas Center for Health Improvement



# Agenda

- Welcome
- Topics
  - Continuous Enrollment Methodologies
  - Arkansas COVID-19 Analytics
  - Latest APCD release information and data tips
- Questions/Discussion

# Release Information

- Arkansas APCD Release [Infographic](#)
- Release Naming Convention
  - Quarterly releases can be identified using the following naming convention:

Quarter	Coverage Period	Release	Example	Available
Q1	January 1, 2013 – September 30, [previous year]	[Year][A]	20A	n/a
Q2	January 1, 2013 – December 31, [previous year]	[Year][B]	20B*	July/August
Q3	January 1, 2013 – March 31, [current year]	[Year][C]	20C	n/a
Q4	January 1, 2013 – June 30, [current year]	[Year][D]	20D*	January/February

*\*Arkansas APCD releases available for data request fulfillment.*

# Release Information

- Available APCD Data: Jan. 1, 2013, through Dec. 31, 2019
- Release Notes:  
<https://www.arkansasapcd.net/Resources/APCDReleaseNotes/>
  - Overall coverage dates
  - Release naming convention information
  - Source specific release notes (problematic submitting entities)

# Release Information

- Important Release Artifacts
  - [Data Attributes Deck](#)
  - [Universe Counts](#)
    - New format
    - New information tabs
      - Coverage dates by submitting entity
      - Report tab directory
      - New Counts Report – ICD9 ICD10 Transition by Submitting Entity



# Data Tips

- Utilize searchable Arkansas APCD [data dictionaries](#) & [tip sheets](#)
- Highlights (*be sure to review them all!*):
  - Using Arkansas Total Care and MedImpact pharmacy claims
  - Identifying Arkansas PASSE Data
  - New: Service Provider information has been added to the Arkansas Employee Benefits Division medical claims.
  - Cancer field lengths



Always check the Arkansas APCD  
Data Issue and Tips page for the  
latest information!

# Agenda

- Welcome
- Topics
  - Continuous Enrollment Methodologies
  - Arkansas COVID-19 Analytics
  - Latest APCD release information and data tips
- Questions/Discussion

# APCD Technical Support

- Reach out to [adrs@achiapcd.atlassian.net](mailto:adrs@achiapcd.atlassian.net) for questions about data requests, data use, or pricing

# Call to Action

- Sign up for ACHI Newsletter
- Follow ACHI and the Arkansas Healthcare Transparency Initiative featuring the Arkansas APCD on social media
  - Facebook
  - Twitter
  - LinkedIn
  - Blog posts on ACHI Website
- Take our survey!
- Next Users Group Meeting: January 27, 2021